

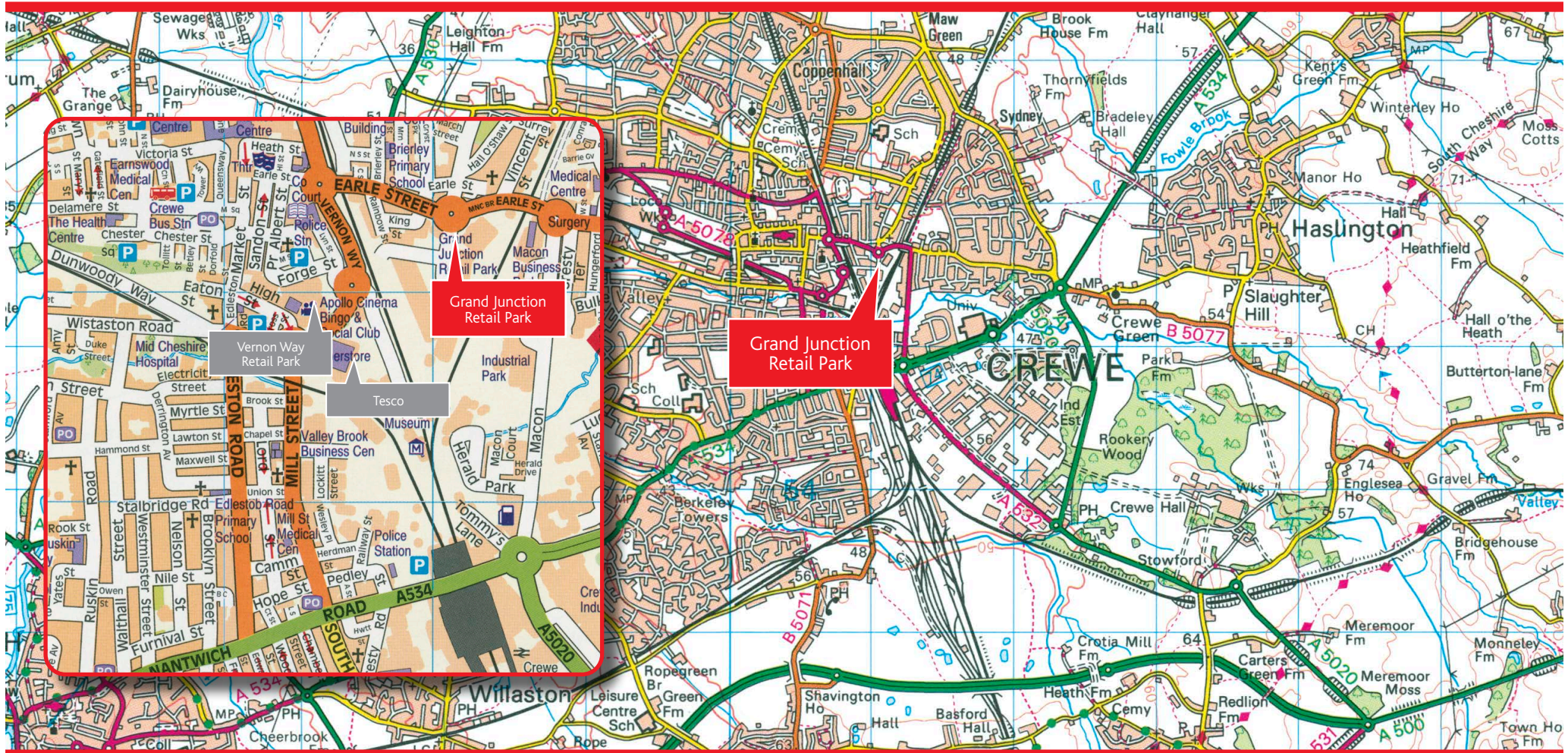
# GRAND JUNCTION RETAIL PARK CREWE CW1 2RP



Open A1 including food  
*Availability subject to asset management*



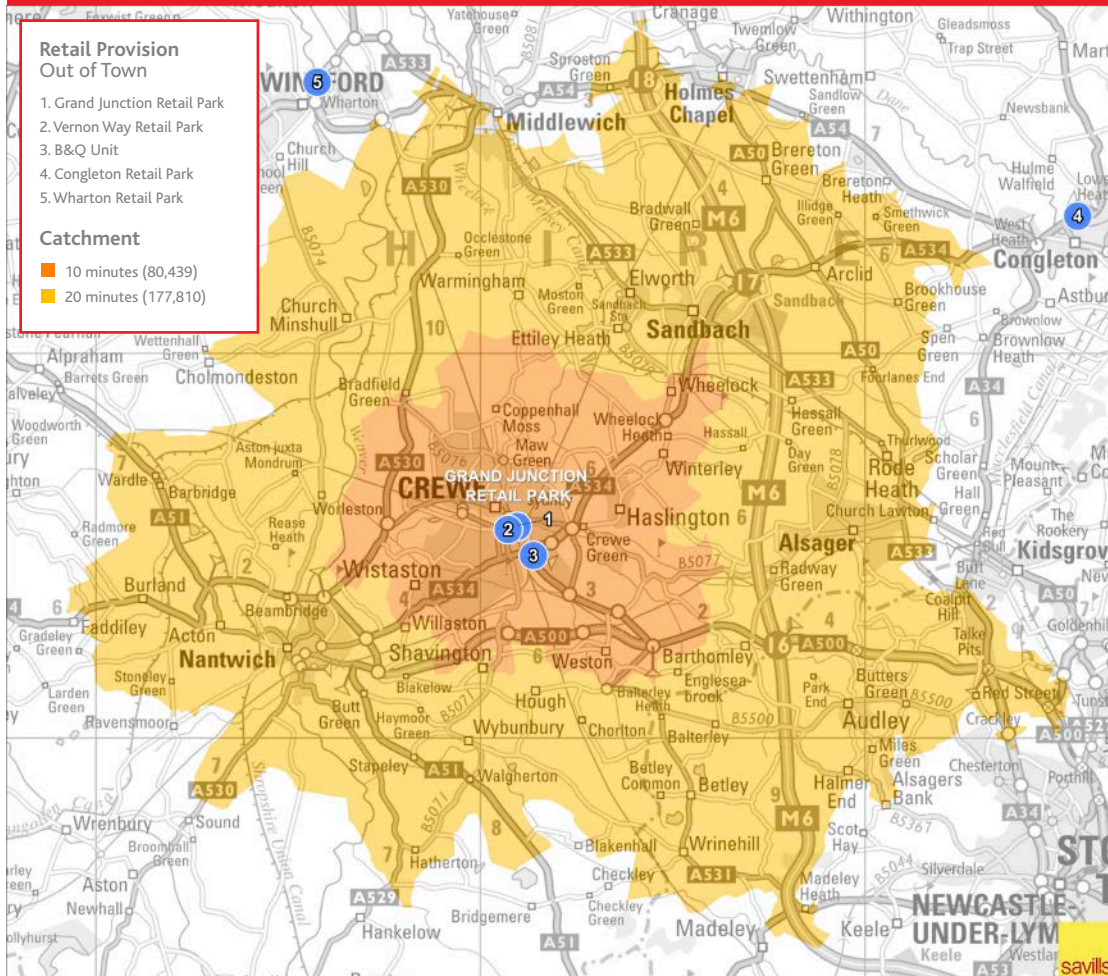
# GRAND JUNCTION RETAIL PARK CREWE CW1 2RP



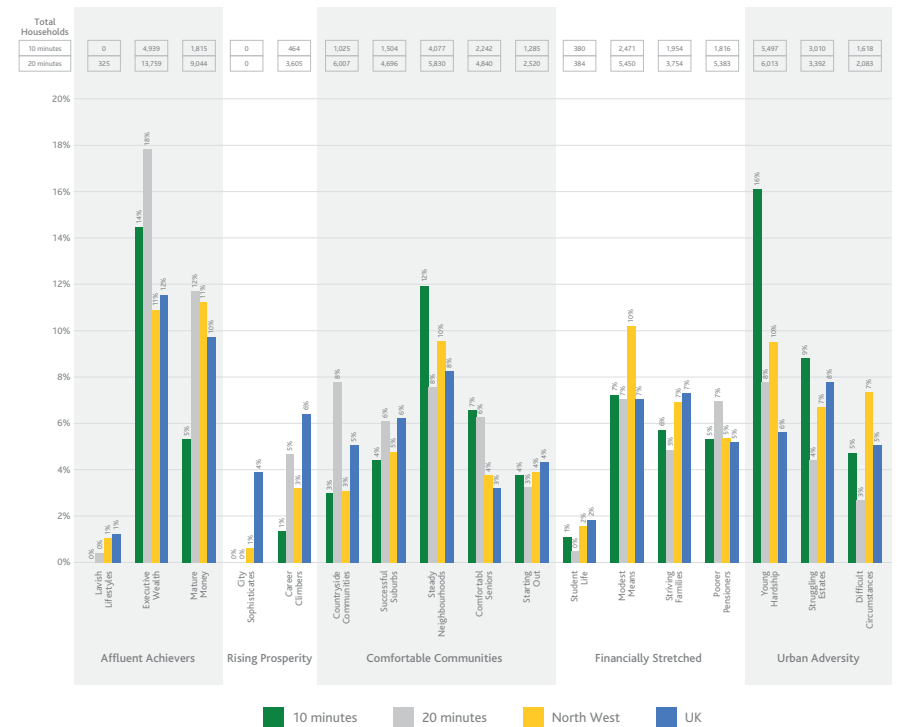
Open A1 including food  
Availability subject to asset management



# GRAND JUNCTION RETAIL PARK CREWE CW1 2RP



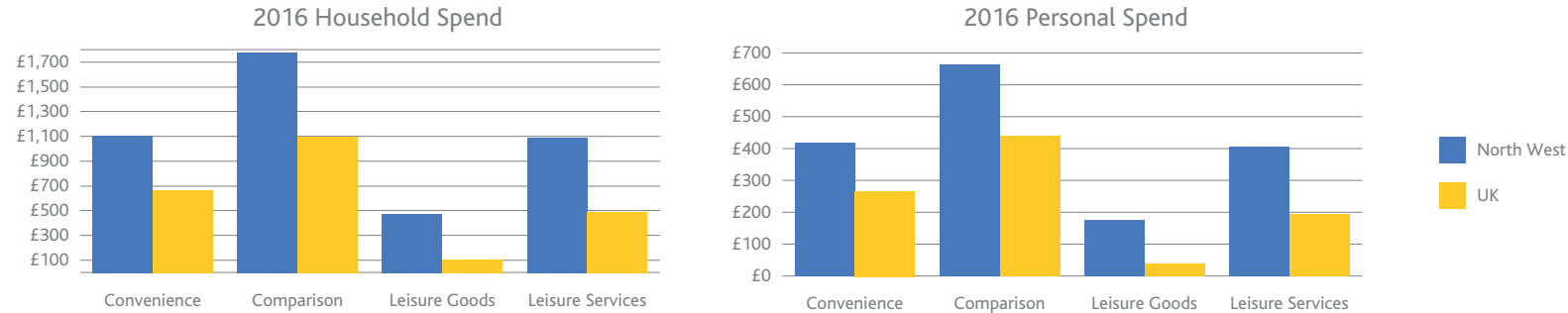
## ACORN Affluence & Lifestage Categories



Open A1 including food  
Availability subject to asset management



## Average Spend Compared to North West & UK Averages



## Potential & Confirmed Residential Development Including Expenditure Uplift

| Residential Development Locations | POTENTIAL  |   |   | CONFIRMED  |   |   |
|-----------------------------------|--|---|---|--|---|---|
|                                   | Household Units Count – Possibly Coming On-Line* | Potential Increase in Total Consumer Retail Expenditure | Potential Increase in Clothing & Footwear Consumer Retail Expenditure | Household Units Count – Confirmed Developments** | Potential Increase in Total Consumer Retail Expenditure | Potential Increase in Clothing & Footwear Consumer Retail Expenditure |
| Crewe                             | 2,606  | £39m  | £7m   | 771  | £12m  | £2m   |
| Nantwich                          | 1,103  | £17m  | £3m   | 997  | £15m  | £3m   |
| Winsford                          | n/a  | n/a   | n/a   | 401  | £6m   | £1m   |
| Congleton                         | 501  | £8m   | £1m   | n/a  | n/a   | n/a   |
| Middlewich                        | 451  | £7m   | £1m   | n/a  | n/a   | n/a   |
| <b>Total</b>                      | <b>4,661</b>                                     | <b>£71m</b>   | <b>£12m</b>   | <b>2,169</b>                                     | <b>£33m</b>   | <b>£6m</b>  |

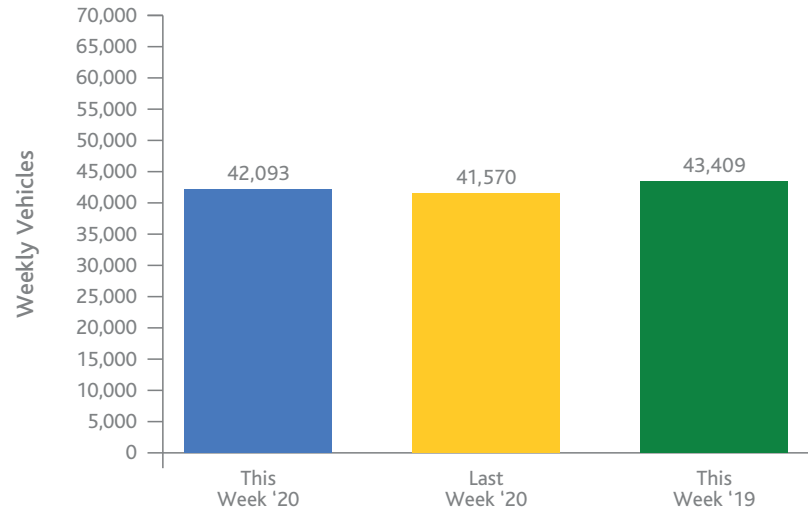
\*Outline plans submitted/granted and the scheme is in pre-tender stage.

\*\*Planning permission has been granted and developers have either started on site or been awarded the contract for development.

Open A1 including food  
Availability subject to asset management

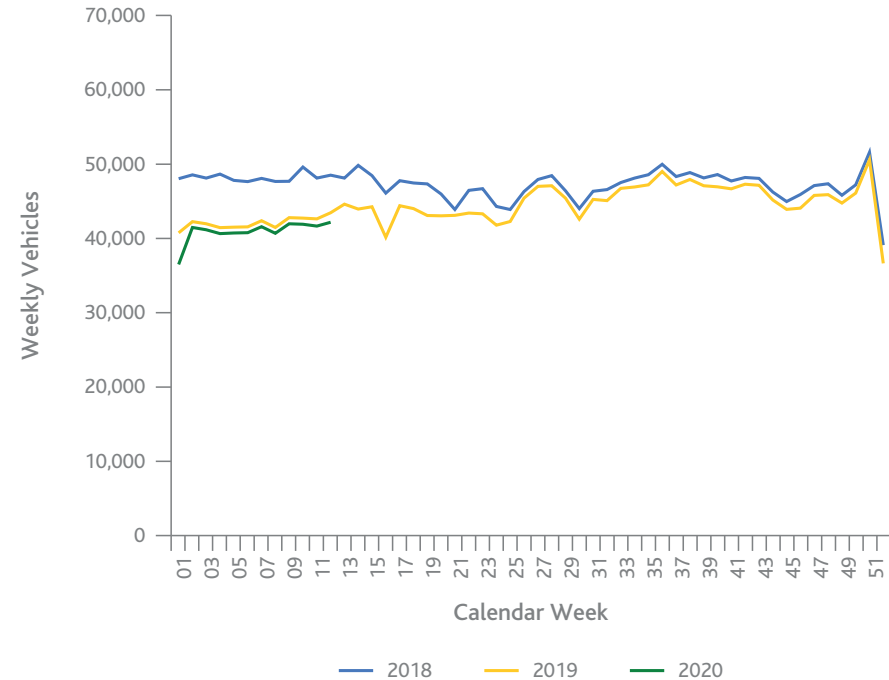


## Weekly Number of Vehicles



| Retail Park Week-on-Week | Retail Park Year-on-Year | Weekly Change | Yearly Change |
|--------------------------|--------------------------|---------------|---------------|
| -8.8% ▼                  | -4.1% ▼                  | 1.3% ▲        | -3.0% ▼       |

## Annual Performance

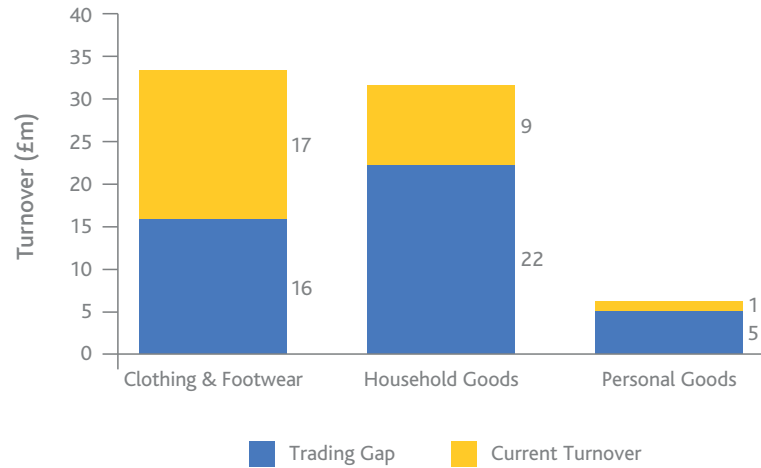


22,000 vehicles a day pass along Earle Street, Crewe – Dept of Transport data 2014

Open A1 including food  
Availability subject to asset management



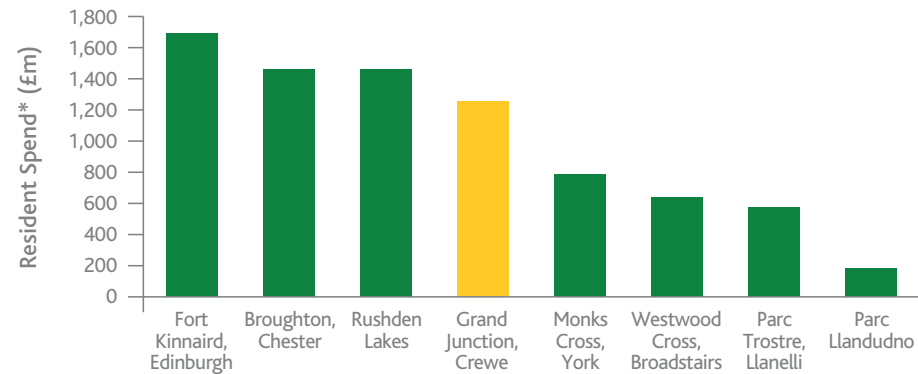
## Trading Gap Across Key Sectors



The chart above shows the Trading Gap opportunity – a realistic estimate of potential turnover growth that can be achieved in key Merchandise Groups\*.

\* Merchandising Groups: Clothing and Footwear, Household and Personal Goods.

## Large Market Size – Comparative Hybrid Retail Parks



The chart above shows resident spend within a 30 minute drive time on key Merchandising Groups\* across the retail park landscape.

Open A1 including food  
Availability subject to asset management



# GRAND JUNCTION RETAIL PARK CREWE CW1 2RP



Open A1 including food  
*Availability subject to asset management*



# GRAND JUNCTION RETAIL PARK CREWE CW1 2RP



Open A1 including food  
*Availability subject to asset management*



# GRAND JUNCTION RETAIL PARK CREWE CW1 2RP



**Location** The Park is accessed via Earle Street (A532) and lies to the east of the town centre.

**Scheme Size** 231,516 sq ft

**Planning** Open A1 including food.

**Car Parking Spaces** 791

**Occupiers** Next, M&S, TK Maxx, Boots, Costa Coffee, Nando's, Bensons for Beds, Dreams, Home Bargains, Pets at Home, Carpetright, Shoe Zone, Currys/PC World, Halfords, Iceland, Sports Direct, KFC, Hobbycraft, Sofology, Magnet, River Island, Poundstretcher, Mountain Warehouse, Easy Bathrooms, Burger Priest and Flooring Superstore.

**Availability** Subject to asset management.

**Refurbishment** UBS have recently undertaken a modernisation programme across the park which included the removal of canopies and improved signage and traffic & pedestrian flow.

## Contacts



Johnny Rowland  
T: 07870 555 875  
E: jrowland@savills.com



Paul Anderson  
T: 07747 664 077  
E: pa@stockfordanderson.com

Chris Chetwood  
T: 07774 978 846  
E: cc@stockfordanderson.com



Misrepresentation notice: Savills & Stockford Anderson and for the vendors/lessors of the property whose agents they are, give notice that:- 1) the particulars are set out as a general outline only for the guidance of intending purchasers/lessees and do not constitute, nor constitute part of, an offer or contract; 2) all descriptions, dimensions, references to condition and necessary permissions for use and occupation and other details are given in good faith and are believed to be correct, but any intending purchaser/lessee should not rely on them as statements or representations of fact and must satisfy themselves by inspection or otherwise as to the correctness of each of them; 3) no person in the employment of Savills & Stockford Anderson has any authority to make or give any representations or warranty whatsoever in relation to this property or the particulars, nor enter into any contract relating to the property on behalf of Savills & Stockford Anderson nor any contract on behalf of the vendors/lessors; 4) no responsibility can be accepted for any expenses incurred by the intending purchasers/lessees in inspecting properties which have been sold/let or withdrawn; 5) descriptions of the property are subjective and are given in good faith as an opinion and not statement of fact; 6) plans and imagery may be digitally enhanced and are published for convenience of identification only; their accuracy cannot be guaranteed and they do not form part of any contract.

Designed and produced by THE COMPLETELY GROUP // [www.completelygroup.com](http://www.completelygroup.com)