



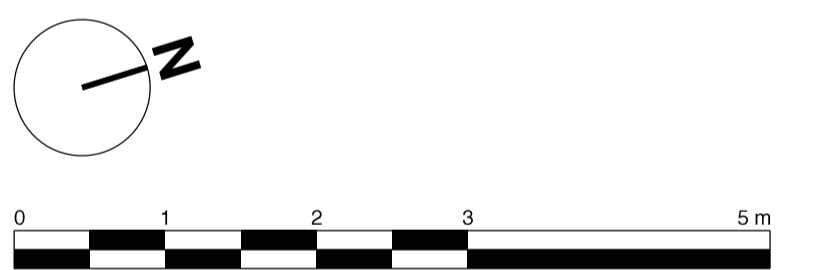
GENERAL NOTES

- CONFIRM ALL DIMENSIONS AND LEVELS ON SITE
- EXISTING AND PROPOSED DRAWINGS, DIMENSIONS AND LEVELS ARE BASED ON PDF SURVEY DRAWINGS PROVIDED BY THE CLIENT. GUY PLANNING & DESIGN ARE NOT RESPONSIBLE FOR ANY INACCURACIES FROM THESE DRAWINGS. ALL DIMENSIONS ARE TO BE CHECKED ON SITE BY THE CONTRACTOR PRIOR TO COMMENCEMENT OF ANY WORK ON SITE AND/OR ANY OFF SITE FABRICATION OF MATERIALS. ANY DISCREPANCIES SHOULD BE REPORTED IMMEDIATELY.
- DRAWINGS ARE DESIGN INTENT ONLY.

KEY

-  EXISTING WALLS
-  PROPOSED WALLS

----- SITE BOUNDARY



GUY PLANNING + DESIGN

M: 07796 104253
 E: gpd@guyplanningdesign.com
 W: www.guyplanningdesign.com

Revision	Date	Drawn	Checked	Notes
H	07.03.23	GD	-	PLANNING
G	06.03.23	GD	-	ROOF PARAPET UPDATED
F	01.03.23	GD	-	CHEFS TABLE UPDATED
E	07.02.23	GD	-	UPDATED TO SITE DISCUSSIONS
D	09.01.23	GD	-	BUILDING CONTROL
C	09.12.22	GD	-	APARTMENT LAYOUT UPDATED
B	21.11.22	GD	-	UPDATED AS CLIENT COMMENTS
A	11.11.22	GD	-	UPDATED AS CLIENT COMMENTS
/	06.11.22	GD	-	FIRST ISSUE

PLANNING	
Project	WINTERBOURNE ARMS
Drawing	PROPOSED FIRST FLOOR PLAN
Scale	1:50 @ A1
Date	NOV' 22
Drawing number	WBA_111
Revision	H

CAD FILE: WBA111\FLOOR\WBA_111.FPO

