



From dawn till dusk, excellence all around

Only one floor of 23,917 sq ft remaining



Contents

Whether it's amenities, occupiers,
connectivity or the quality of the
building – from dawn till dusk,
excellence all around





Workspace of the Highest Calibre

Six St Andrew Square is a prime, mixed-use, building at the heart of Edinburgh. The building is home to Heineken, Glenmorangie & Dickson Minto and with one floor remaining, office requirements of up to 24,000 sq ft can be accommodated.

A building of cutting edge design providing modern Grade A offices over second to sixth floors.

The office accommodation is accessed from ground floor through a grand, double-height entrance that extends into the reception area, with a view through to the central seven storey atrium base and double-height lift lobby beyond.





At the Very Heart of Edinburgh





Amongst the Elite



Neighbouring Occupiers

- 01** Cubo, Cadence, Canaccord, Red Rock Power, Multrees Investors
- 02** Regus
- 03** ARUP, Rathbones, Trustpilot, Midwifery Council, MacRoberts
- 04** Punter Southall
- 05** aberdeen group plc
- 06** Charlotte Street Partners, Thomson Gray, BayWa, PA Consulting, Save the Children
- 07** Royal London
- 08** Office Space Scotland
- 09** First Sentier Investors
- 10** Kaplan International
- 11** Computershare
- 12** Charles Stanley, Dialog Semiconductors, Brown Shipley, Aberdeen Considine, Nuveen
- 13** Baillie Gifford
- 14** Glenmorangie, Nuveen, Baillie Gifford, Tetra Tech Europe
- 15** Amazon, Scottish Government, Microsoft, Handelsbanken, NHS, Scottish National Investment Bank
- 16** RBS
- 17** FNZ
- 18** Ediston, Places for People, UBS



Ticks all the Boxes



Edinburgh is a **globally recognised** European capital city and the UK's **largest regional financial centre**

ST JAMES QUARTER

Situated close to the **850,000 sq ft** retail-led, mixed-use **St James Quarter**

Standard Life

PEVERIL
SECURITIES

KanAm
Grund Group

Developed by **Standard Life Investments** and **Peveril Securities** in 2016 to a **very high specification**.
Now owned by **KanAm**



The total building size is **116,755 sq ft**, featuring the highest quality office space. One floor remaining which is capable of accommodation office requirements up to **24,000 sq ft**



Surrounded by excellent amenities for staff including: Dishoom, The Ivy, Bread Street Bar + Kitchen, Franco Manca, Wagamama, Gaucho & TK Maxx



Bicycle storage spaces, high quality **locker rooms** and **showering facilities** (BCO aligned)



An **outdoor open air terrace** for staff to enjoy



St Andrew Square is on the doorstep for a **breath of fresh air** and time out of the office



An impressive **double-height entrance** and reception area, with a view through to the central **seven storey atrium**



Full-height glazed elevations **maximise daylight levels** over the office floor plates and take advantage of the unique views



3 available car parking spaces in a **secure basement car park**



Excellent sustainability credentials, **'Excellent'** BREEAM (2011) Rating and EPC Rating **'A'**





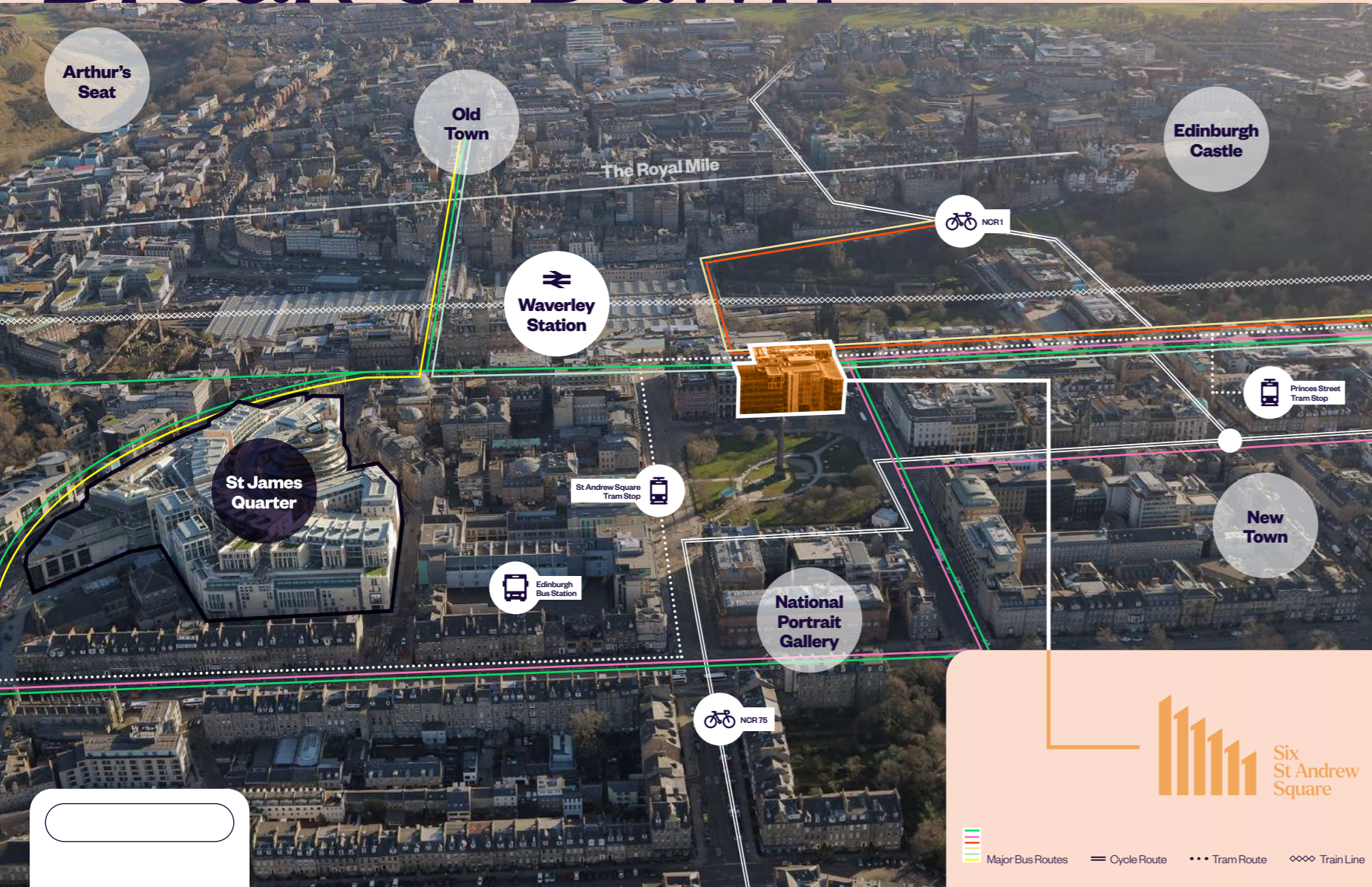
The workforce is the heartbeat of any business. At Six St Andrew Square you can offer them the very best of the best,
around the clock...

WAKE UP





Break of Dawn







With superior connectivity, getting to Six St Andrew Square has never been easier, no matter the mode of transport.

-  4 minute walk to Edinburgh bus station
-  Tram every 7 minutes from St Andrew Square tram stop
-  35 minutes from St Andrew Square tram stop to Edinburgh Airport
-  NCR 1 & 75 on the doorstep, connecting the north & south of the city
-  Only a 3 minute walk to Waverley station

Journey Times From Waverley Station

Glasgow Queen St	→	52 minutes
Newcastle	→	1 hour 26 minutes
Aberdeen	→	2 hours 34 minutes
Manchester Piccadilly	→	3 hours 14 minutes
Birmingham New Street	→	4 hours 14 minutes
London King's Cross	→	4 hours 42 minutes



 Major Bus Routes
  Cycle Route
  Tram Route
  Train Line



Kick Start the Day



1 minute walk away

43 St Andrew Square

Black Sheep Coffee

2 minute walk away

25 Princes Street



Costa Coffee



Sainsbury's Local

3 minute walk away

Waverley Mall, Princes Street



3 minute walk away

54 Princes Street

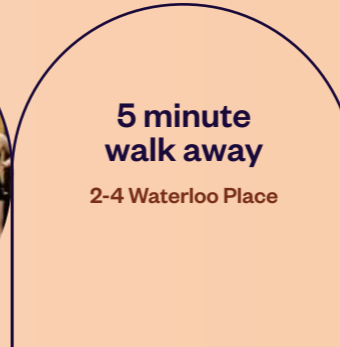
M&S Foodhall



CaveFit Gym

1 minute walk away

43 St Andrew Square



5 minute walk away

2-4 Waterloo Place

The Gym



5 minute walk away

121 Hanover Street

Dishoom

1 minute walk away

3a St Andrew Square



Urban Angel



Re-Charge

Doesn't everyone deserve to enjoy their journey?

Picture the peacefulness of a morning walk, bike ride or run. Connecting with nature is a breeze at Six St Andrew Square, where there's an active approach to healthy hearts and minds that includes numerous active commuting options.

A growing interest in health and wellbeing; an overall rise in the number of cyclists, active commuters and the growing importance of environmental and social (ESG) agendas converge on a tide for change that will only get bigger.



Our end-of-journey facilities set the tone for your day ahead:



100
secure indoor
bike racks



3 car
parking
spaces



11 showers &
142 lockers
(separate male, female &
accessible facilities)



Grand Introductions



Impressive double-height entrance



Spacious reception & waiting area



Four passenger lifts and one goods lift



Bright & airy atrium spanning seven floors



10:45



Impressive
Double Height
Entrance and
Reception with
a Full Height
Atrium with
Seating Area





Hit the Ground Running

From dusk until dawn, we are ready to go when you are.

Situated on the south side of St Andrew Square, the versatile fully furnished, high-quality office environment can easily adapt to many workstyles, needs and preferences while enhanced connectivity ensures a seamless digital experience.


Light filled, open and dynamic surroundings and outdoor views provide a backdrop to individual offices, workstations, meeting rooms, relaxation and collaborative spaces. Quality, future-proofed workspace that supports a vibrant community.



Ideal for smaller teams, privacy or a dedicated workspace, our modular spaces are located towards the building's interior to ensure maximum daylight. Ideal when you need to focus and can easily adapt to a meeting space when it's time to change it up.

With 30% of the workplace allocated to collaborative and relaxed spaces, it's a perfect fit for growing and thriving creative and sociable communities with plenty of room to manoeuvre and keep the ideas flowing.

Natural, mature and built to endure: with first impressions of your workspace being of the ultimate importance, we have created visitor areas with perfect, high-quality finishes that will endure.



BREAKK OUT

12:00






Space to Breathe







Extensive Menu



1 minute walk away

3a St Andrew Square

Amarone

1 minute walk away

3a St Andrew Square



1 minute walk away

4a St Andrew Square

The Ivy

1 minute walk away

6 St Andrew Square



Franco Manca

1 minute walk away

19-23 St Andrew Street

1 minute walk away

5 St Andrew Square

Wagamama



1 minute walk away

4 St Andrew Square



7 minute walk away

St James Square

Itsu, Bonnie & Wild, Kapao, Salerno, Bross Bagels and The Real Greek

St James Quarter





Mind, Body, Soul

Excel in the great outdoors.

Floor to ceiling windows provide not only picture perfect views but also excellent levels of natural light to all parts of the building. The building's Sedum or 'living roof' and open air terraces create kerb appeal and are future proofed for rain water run-off, biodiversity and cooling the air when it's hot.

Our Energy Performance Certificate Rating 'A' indicates the most efficient grade; highly insulated, efficient heating, LED lighting levels are set through sensor and occupant controls and cooling systems that consume the least amount of energy and generate lower carbon emissions.

Scoring 'Excellent' BREEAM (2011) Rating, the building demonstrates a high level of sustainability and environmental performance. From energy efficiency and water usage to our selection of building materials, waste management and recycling, pollution prevention and ecological impact where rainwater from the 'brown roofs' is captured and recycled to serve the WCs.

Excellence runs through the very fabric of Six St Andrew Square.



EPC 'A'



**BREEAM
'Excellent'**



**Rainwater from the
'brown roof' is captured
and recycled to serve
the WCs**



**Designed to support
100% recycling**



**Sedum roof assists with
water run-off and supports
urban biodiversity**



**LED lighting levels are
set through sensor and
occupant controls**



CLOCK OFF





After Dusk



3 minute walk away

30-34 St Andrew Square

Lady Libertine

5 minute walk away

St James Quarter



Harvey Nichols Rooftop Bar



2 minute walk away

39 St Andrew Square

Tattu

2 minute walk away

18 West Register Street



Gleneagles Townhouse



Lane 7

7 minute walk away

St James Quarter



Everyman Cinema

5 minute walk away

St James Quarter



Edinburgh Playhouse

10 minute walk away

18-22 Greenside Place



The Stand Comedy Club

4 minute walk away

5 York Place



Technical Specification



External Finish

Striking, modern façade comprising curtain walling and bronze aluminium fins.



Common Area Information

- Five lifts - Three, 13 person lifts serving ground to 6th floor. One, 13 person, passenger lift service ground to 6th floor. One, 17 person (2,000kg), goods lift serving basement to 6th floor.
- 24-hour manned reception and security desk.
- Access Control - Video entry phone with access control card reader. Electromagnetic door locking. Automatic security barriers between reception area and lift lobby controlled with access control card reader.
- CCTV.
- Rainwater harvesting supplies supply collected water to the WOs and urinals serving the offices.



Occupancy

- 2nd floor can be sub-divided into a maximum of 3 tenancies per floor.
- For Means of Escape

6 sq m / person	(phased evacuation)
-----------------	---------------------
- For Sanitary Provision

8 sq m / person

- For Indoor Climate

10 sq m / person

- For Lift Service

12 sq m / person

- High Density Design

8 sq m / person

- Planning Grid

1.5m x 1.5m

- Column Grid

6m x 9m



Floor Height

Clear floor-to-ceiling height of 2.75m (2nd floor).



Plan Depth

Window to window / atrium: 7-15m.



Floor

- Fully accessible metal raised access floors (600 x 600 tile) providing a nominal depth of 150mm.
- Floor loading 4.0 + 1.0 kN/m².



Ceiling

- Suspended acoustic metal ceiling tiles (linear 1,200mm x 300mm tiles).
- The recessed lighting comprises linear, LED, dimmable luminaires.
- Suspended services and ceiling 0.5 kN/m².
- Floor ceilings and services equipment 0.85kN/m².



Power

- Offices served by dedicated Scottish Power supplies to provide the facility for up to 3 separate tenancies per floor.
- Dedicated utility company meter located within basement metering room with distribution board located within electrical riser for each tenancy.
- Floor power load allowance - 25W/sq m.
- Split lighting / power and mechanical plant distribution board provided for each separate tenant area with spare capacity for future tenants.



Lighting

- VDU/general use: Average 350-400 Lux, DALI dimmable with daylight control and presence detection. 750 Lux user override at VC Room when required.
- Lighting energy use: Approximately 14kWhr/m²/ye.
- Lighting control is provided via an independent Tenant-microprocessor based lighting control system incorporating local presence and daylight control. Lighting control system modules installed within the ceiling voids, capable of accepting local lighting controls supplied and installed by tenants. General office areas have zone control switches which can double up as core line overheads and night extension facilities at each entrance. The independent Tenant lighting control front-end PC is located in the Management / BMS control.



Fire Safety System

- An automatic fire detection and alarm system is installed throughout the offices in accordance with BS 5839 'Fire Detection and-Alarm Systems for Buildings', category L2. The system is fully analogue addressable type with a battery back-up for 72 hours in the event of a mains power failure.
- The operation of the system is on the basis of a phased evacuation in conjunction with the Landlord's system.
- Sprinklers - concealed type, integrated with suspended ceiling system.



Amenity

- Male, female and unisex disabled access toilets on each floor.
- 5 male and 5 female shower cubicles. 1 accessible toilet with shower is also provided.
- 142 lockers.
- Secure basement cycle storage x 100 spaces.
- 3 car parking spaces available at a ratio of 1:8,000 sq ft of net lettable accommodation.



M&E

- Variable Refrigerant Flow/Volume (VRV/VRF) air-conditioning with outdoor condensers located on the roof, and indoor fan coil units providing conditioned air to the local environment with fresh air supply via ceiling ducts.
- Comfort
 - Airtightness: 5m³/hr/m.
 - Outdoor air: 12 l/s.
 - Occupancy: 1:10m².
- Design temperatures
 - Summer: 24°C + 2°C with thermal zoning.
 - Winter: 20°C + 2°C with thermal zoning.
 - Two back-up generators in the basement for essential building services and communications.
- Small power
 - On floor distribution for small power loads based on 25W/m² with 25% spare capacity.
 - Diversified load (over 1,000 sq m) – 30W/sq m.
- An electronic Building Management System (BMS) is installed to monitor and control major functions of the services and assists in the facilities management of the engineering systems which is able to be extended by the tenants. The system is operated from a central control terminal located within the Management/BMS Control Room. The Building Management System functions include the following: time control of central plant; temperature control and set point adjustment; monitoring of main electricity, gas and water consumption; logging running hours of each control zone for apportioning energy costs of major plant; fault alarm and print out; frost and fabric protection; remote plant fault indication at reception; external modem link for external control and monitoring; integral alarm, monitoring and adjustment of all control points; trend logging; colour graphics display with dynamic update of parameters.



Floor Plans

- Terrace
- Toilets
- Bike / Car Parking
- Shower / Changing Facilities
- Office Space
- Atrium / Reception
- Building Management Suite



Basement

16 Car Parking Spaces & 100 Bike Spaces

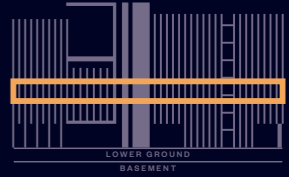
Lower Ground Floor

142 Lockers & 11 Showers



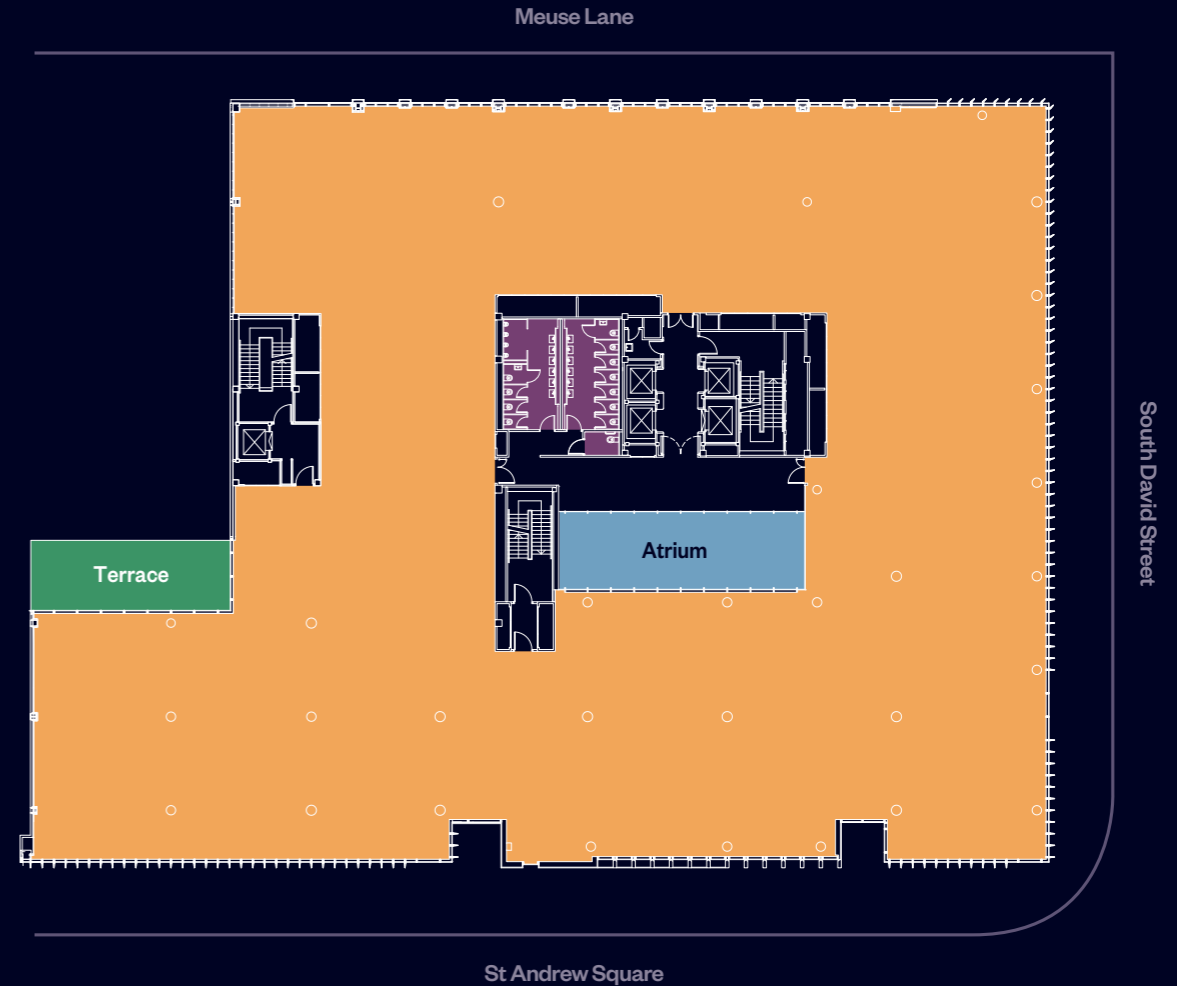
Floor Plans

- Terrace
- Toilets
- Bike / Car Parking
- Shower / Changing Facilities
- Office Space
- Atrium



Accommodation Schedule

Area	Sq ft	Sq m	Car Parking Spaces	Terraces
Sixth Floor	Let to Heineken			
Fifth Floor	Let to Heineken			
Fourth Floor	Let to Glenmorangie			
Third Floor	Let to Dickson Minto			
Second Floor	23,917	2,222	3	1
Total	23,917	2,222	3	1



Second Floor

23,917 sq ft (2,222 sq m)



Existing Layout

Second Floor - 1:9 Density

Work Setting: 280

Lounge Work Setting: 51

- x1 Arrival Seating
- x1 Breakout Area
- x1 Roof Terrace
- x1 Comms Room
- x1 20 Person Meeting Room
- x2 8 Person Meeting Room
- x3 4 Person Meeting Room
- x4 Collaboration Zone
- x4 6 Person Meeting Room
- x4 Tea Prep Area
- x5 2 Person Meeting Room

- Terrace
- Meeting Room
- Breakout Area & Arrival Seating
- Tea Prep Area
- Collaborative Zone
- Comms Room
- Common Area



St Andrew Square

South David Street



Begin Again

For further information or to arrange a viewing, please contact the joint letting agents:



Craig Watson

craig.watson@jll.com

07739 299 532

Angus Fitzpatrick

angus.fitzpatrick@jll.com

07707 166 966



Mike Irvine

mike.irvine@savills.com

07919 918 664

Kate Jack

kate.jack@savills.com

07815 032 092

JLL / Savills for themselves and for the vendors or lessors of this property whose agents they are, give notice that:- a. the particulars are set out as a general outline only for guidance and do not constitute, nor constitute part of, an offer or contract; b. all descriptions, dimensions, references to condition and necessary permissions for use and occupation, and other details are believed to be correct, but any intending purchasers, tenants or third parties should not rely on them as statements or representations of fact but satisfy themselves that they are correct by inspection or otherwise; c. no person in the employment of JLL / Savills has any authority to make or give any representation or warranty whatever in relation to the property; d. Any images may be computer generated. Any photographs show only certain parts of the property as they appeared at the time they were taken. e. This correspondence is expressly subject to completion of formal legal missives in accordance with Scots Law. March 2025.





From dawn till dusk, excellence all around