
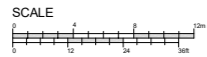
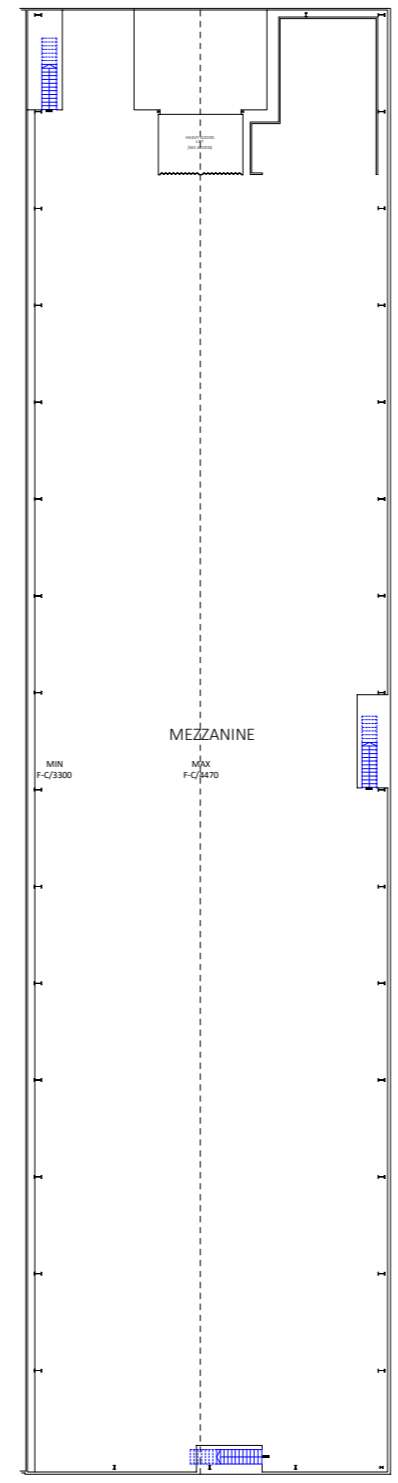


This drawing is the property of My Plan Ltd and may not be copied or reproduced without consent. All dimensions must be checked on site before commencing work. No dimensions to be scaled from drawing. My Plan Ltd asserts full Intellectual Property Rights in connection with designs, layouts and information contained within this drawing. Rights are transferred to the named client only upon receipt of full agreed payment in connection with services provided.



GROUND FLOOR  
SCALE 1:500@A3



MEZZANINE LEVEL  
SCALE 1:500@A3

- GROUND FLOOR  
GIA - 6997.28m<sup>2</sup> / 75,320.56ft<sup>2</sup>
- MEZZANINE LEVEL  
GIA - 2164.09m<sup>2</sup> / 23,294.83ft<sup>2</sup>

REV	DATE	REVISION

CLIENT:  
**Savills**

SITE ADDRESS:  
**Burch House (W'house)  
Saville Road,  
Peterborough**

DRAWING NAME:  
**Ground & Mezzanine  
General Layout**

Drawn:	EDM	Scale:	1:500@A3
Checked By:	-	Date:	09/11/2023



T: 020 3371 0556  
W: myplanltd.co.uk

Drawing Reference:	Project No.	Floor	Layout	Rev
P0329	00_M	GL	-	-