

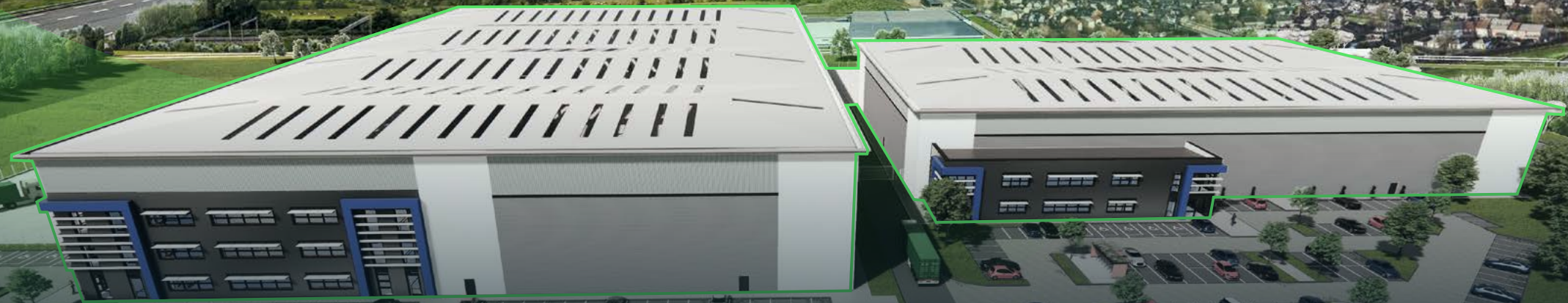
Liberty Park Lichfield 150 & 80

Lichfield, WS14 9HY
///stole.toward.dish

LOGICOR.EU

Brand new industrial / warehouse units
Design & build 80,000 - 150,000 sq ft

Delivery within 12 months
Full planning secured



Birmingham
M6 Toll / M42

HEXIS

Tipplers

HOWDENS

CEP

Lichfield Trent Valley

A38

Liberty Park
Lichfield 150

Liberty Park
Lichfield 80

NTG Ebrex

SSS

AX

A5127

Liberty Park Lichfield 150 & 80

Located in the heart of the Midlands, Liberty Park Lichfield is situated approximately 16 miles north of Birmingham fronting the A38 and a few minutes' walk from Lichfield Trent Valley train station.

Built for sustainability

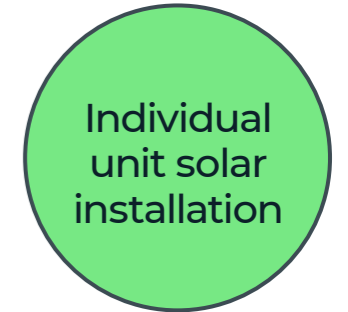
Logicor is committed to sustainable development and future proofing the development. All buildings will benefit from a market leading specification, targeting BREEAM 'Excellent' and an EPC rating of an 'A'. The development will be located within 200 metres of Lichfield Trent Valley train station, offering the potential to reduce the carbon footprint of the workforce.



Computer generated image

Built for sustainability

Logicor is committed to sustainable future proofed development. The building will benefit from a market leading specification.



Sustainability specification



EV charging points



Grey water recycling



10% warehouse roof lights



Solar PV panels



Cycle parking



LED lighting



Solar shading



Air source heat pumps



Net zero carbon

Demographics & population



In good company

Lichfield's highly skilled workforce and its academic strength in engineering and technology have enabled it to adapt to meet the needs of advanced industries from across the world.

Major global companies within a 20-minute drive of Liberty Park Lichfield include:

HOWDENS

halfords

Wickes

GEF

Tipplers



Labour catchment & wage analysis (2022)

Competitively priced by UK standards, the East Midlands also offers a large workforce with skills geared towards logistics.



13.4%

Average earnings is lower than the national average.



21.2%

21.2% of Staffordshire is employed in process, plant, machinery and elementary jobs.



72.8%

72.8% of the population have a NVQ level 2 and above.

Working population

Potential workforce within 30 minutes' drive of Lichfield, Burton & Birmingham.

1,063,246

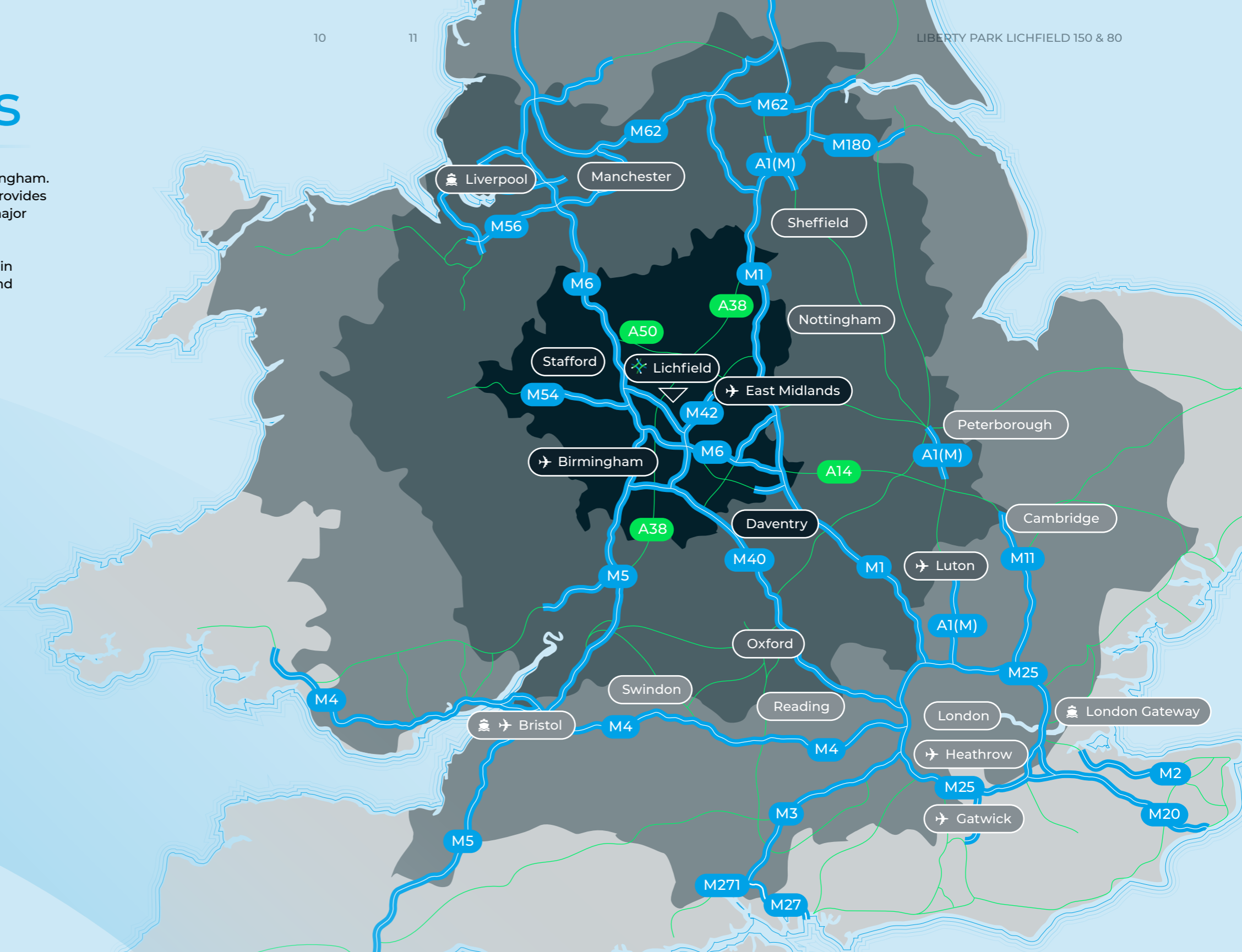
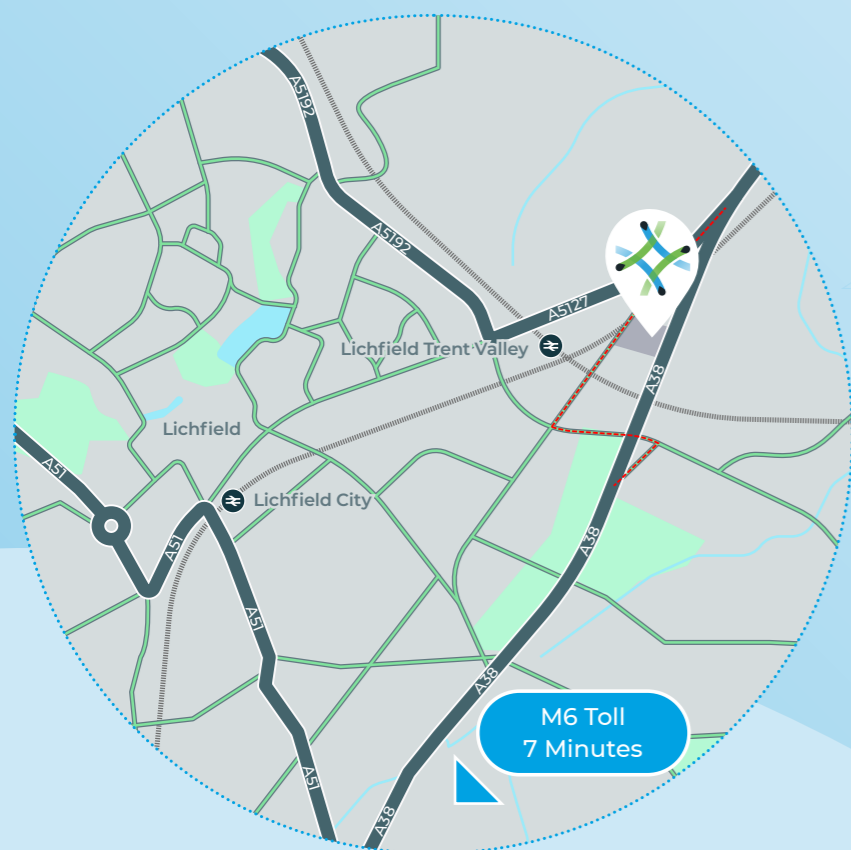
Local advantages

Liberty Park Lichfield is situated approximately 16 miles north of Birmingham. It is also well connected to the M6 Toll (Junctions T4 and T5). The site provides excellent access to the A38 and then to the Midlands motorway and major trunk road network.

The scheme is also situated a short walk from Lichfield Trent Valley Train Station providing direct services to London, Birmingham city centre and surrounding areas.

WHAT3WORDS: STOLE.TOWARD.DISH

SAT NAV: WS14 9HY



Main Road	Drive time from site	Location	Drive time from site	Airport	Drive time from site	Station	Drive time from site
M42 J10	12 Miles 13 Mins	Birmingham	21 Miles 25 Mins	Birmingham	21 Miles 25 Mins	Lichfield Trent Valley	1 Mile 2 Mins
M6 J11	14 Miles 18 Mins	Sheffield	64 Miles 1 hr 20	East Midlands	30 Miles 35 Mins	Lichfield City	2 Miles 6 Mins
M6 / M5 Interchange	23 Miles 26 Mins	Liverpool	95 Miles 1 hr 40	Manchester	76 Miles 1 hr 15	Birmingham New Street	20 Miles 30 Mins



Logicor provides the real estate which enables the flow of trade vital to everyday life.

We own, manage and develop logistics real estate in key transportation hubs and close to major population centres across Europe.

Our real estate and the strength of our network enables our customers' goods to move through the supply chain and into society, every day.



Anthony McCluskie - Logicor

Network

We're on the ground, in the right strategic places. Over 300 dedicated professionals, operating in 19 offices across Europe, leveraging our local knowledge and relationships to advise on and support our customers' needs, delivering value and advantage every step of the way.

Flexible real estate

We have a broad portfolio of properties, including multi-let and big box, to support industries that everyday life depends on. From entrepreneurial food and drink retailers, to e-commerce giants, and global distributors, we provide the ability for them to flex and scale to their needs and benefit from the operational agility and efficiencies this brings.

"Our broad portfolio covers large logistics and distribution centres for global businesses, to smaller industrial units, suitable for a range of uses, in the right strategic places across the UK. Liberty Park Lichfield provides the opportunity to design and build up to 283,000 sq ft of modern and sustainable warehouse space, in the heart of the Midlands."

Please contact us for further information:

CBRE

Luke Thacker
luke.thacker@cbre.com
+44 (0) 7733 308 558

Peter Monks
peter.monks@cbre.com
+44 (0) 7766 504 989



Rob Rae
rob.rae@savills.com
+44 (0) 7860 398 744

Chris Hobday
chris.hobday@savills.com
+44 (0) 7552 558 551

STOFORD

LIBERTYPARKLICHFIELD.CO.UK

Liberty Park
Lichfield, WS14 9HY



Fourth Floor,
30 Broadwick Street,
London, W1F 8JB

LOGICOR.EU
ukenquiries@logicor.eu