

MAGNAPARK **Corby** MPC 2

AVAILABLE NOW!

659,428 SQ FT

NN17 3JG | STRATEGIC LOCATION



GLP 

eu.glp.com

MAGNAPARK Corby

MPC 2

MPC 2 sets a new standard for sustainable distribution facilities, encompassing GLP's core ESG values.

This 659,428 sq ft unit redefines distribution, offering a best-in-class design that boosts productivity and shrinks your carbon footprint. Featuring 360° circulation, 55m and 60m service yards, and a generous 18m clear height, MPC 2 streamlines your operations. Energy-saving features and WELL principles create a healthier, more productive workplace, benefiting both your business and your employees.

LOCATION

The advantage of Magna Park Corby is primarily due to its optimum and strategic location for warehousing and logistics in the centre of Britain.

- > A14 Junction 7 – 8 miles
- > M1 Junction 19 – 26 miles
- > M6 Junction 1 – 27 miles


HIGHLIGHTS



Clear height 18m



67 dock doors



8 level access



60/55m yard depth



228 HGV parking




571 car parking



Cross docking



360° circulation



Building Environmental Analytics



50 kN psm Floor loading

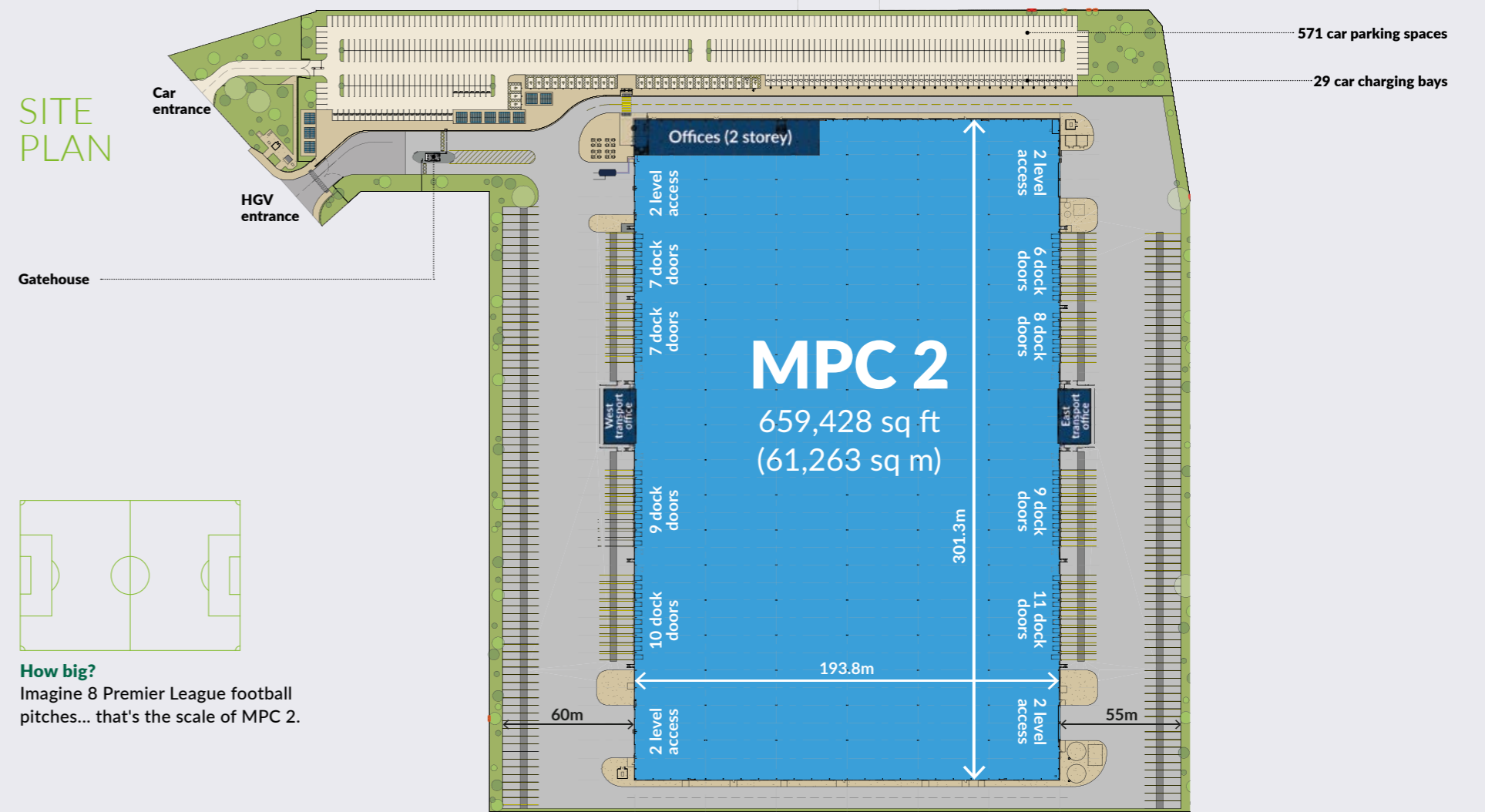


31.629 acres (12.8 ha)



29 charging car bays

SITE PLAN



How big?

Imagine 8 Premier League football pitches... that's the scale of MPC 2.

SCHEDULE

Warehouse	Offices (2 levels)	2nd floor meeting room	Transport office 1	Transport office 2	Gatehouse	Total GIA	Car parking	Clear height	Dock doors	Level access 4m x 5m	Level access 7m x 7m
613,779 sq ft 57,022 sq m	28,804 sq ft 2,676 sq m	1,711 sq ft 159 sq m	7,492 sq ft 696 sq m	7,427 sq ft 690 sq m	215 sq ft 20 sq m	659,428 sq ft 61,263 sq m	571	18m	67*	4	4

*Excludes: 12 potential future dock doors



A dedicated logistics and distribution park

Magna Parks are widely acclaimed within the industry for setting new standards in terms of design, environmental management, sustainability, occupier efficiency and local job creation.

Beyond exceptional warehouse facilities, Magna Parks offer a range of amenities designed to enhance your working environment. Enjoy convenient liftshare schemes, robust security measures, and beautifully landscaped green spaces with paths and nature trails.

We believe that a well-rounded work environment fosters productivity and well-being, which sets Magna Parks apart as a premier destination for businesses.



MPC 2

Warehouse	Offices (2 levels)	2nd floor meeting room	Transport office 1	Transport office 2	Gatehouse	Total GIA
613,779 sq ft 57,022 sq m	28,804 sq ft 2,676 sq m	1,711 sq ft 159 sq m	7,492 sq ft 696 sq m	7,427 sq ft 690 sq m	215 sq ft 20 sq m	659,428 sq ft 61,263 sq m

Car parking	Clear height	Dock doors	Level access 4m x 5m	Level access 7m x 7m
571	18m	67*	4	4



*Excludes: 12 potential future dock doors

Contacts

If you would like any further information on the building, or to arrange a meeting, please contact:



Adrienne Howells
Senior Development Director, GLP

adrienne.howells@glp.com
 +44 (0)7908 901 375

Alex Eade
Development Manager, GLP

alex.eade@glp.com
 +44 (0)7398 195 069

London office
50 New Bond Street
London WS1 1BJ

GLP is committed to a policy of continuous development and reserves the right to make changes to information without notice. This brochure, the descriptions and measurements contained herein do not form part of any contract and whilst every effort has been made to ensure accuracy, this cannot be guaranteed. October 2024. Terms: Available leasehold — details upon application. Please contact the agents for a detailed proposal. Printed in the UK.



eu.glp.com



Andy Hall
 andy.hall@m1agency.co.uk
 +44 (0)7824 525 821

James Keeton
 james.keeton@m1agency.co.uk
 +44 (0)7812 250 857



Toby Green
 tgreen@savills.com
 +44 (0)20 7409 9903

John Madocks-Wright
 jmwright@savills.com
 +44 (0)20 7409 8151

Ranjit Gill
 rsgill@savills.com
 +44 (0)121 634 8402

MAGNAPARK **Corby** MPC 2



For the latest news and onsite progress visit
<https://eu.glp.com/property/magna-park-corby/>



Magna Park Corby
Corby
NN17 3JG



sound.keep.spirit
Corby, UK